

3

THIRD EDITION

# LET'S STUDENT BOOK GO



- R. Nakata
- K. Frazier
- B. Hoskins
- C. Graham

OXFORD

[www.irlanguage.com](http://www.irlanguage.com)

**IR**com  
Language

مرجع آموزش زبان ایرانیان



3

THIRD EDITION

# LET'S STUDENT BOOK GO

Ritsuko Nakata  
Karen Frazier  
Barbara Hoskins

with songs and chants by Carolyn Graham

OXFORD  
UNIVERSITY PRESS

**OXFORD**

UNIVERSITY PRESS

198 Madison Avenue  
New York, NY 10016 USA

Great Clarendon Street, Oxford OX2 6DP UK

Oxford University Press is a department of the University of Oxford.  
It furthers the University's objective of excellence in research, scholarship,  
and education by publishing worldwide in

Oxford New York

Auckland Cape Town Dar es Salaam Hong Kong Karachi  
Kuala Lumpur Madrid Melbourne Mexico City Nairobi  
New Delhi Shanghai Taipei Toronto

With offices in

Argentina Austria Brazil Chile Czech Republic France Greece  
Guatemala Hungary Italy Japan Poland Portugal Singapore  
South Korea Switzerland Thailand Turkey Ukraine Vietnam

OXFORD and OXFORD ENGLISH are registered trademarks of  
Oxford University Press

© Oxford University Press 2007

Database right Oxford University Press (maker)

**No unauthorized photocopying**

All rights reserved. No part of this publication may be reproduced,  
stored in a retrieval system, or transmitted, in any form or by any means,  
without the prior permission in writing of Oxford University Press,  
or as expressly permitted by law, or under terms agreed with the appropriate  
copyright clearance organization. Enquiries concerning reproduction outside  
the scope of the above should be sent to the ELT Rights Department, Oxford  
University Press, at the address above.

You must not circulate this book in any other binding or cover  
and you must impose this same condition on any acquirer.

Any websites referred to in this publication are in the public domain and  
their addresses are provided by Oxford University Press for information only.  
Oxford University Press disclaims any responsibility for the content.

Senior Editor: Paul Phillips

Editor: Geoff Knight

Art Director: Maj-Britt Hagsted

Design Project Manager: Amelia L. Carling

Designer: Jaclyn Smith, Alicia Dorn (cover)

Art Editor: Elizabeth Blomster

Production Manager: Shanta Persaud

Production Controller: Eve Wong

Student Book:

ISBN : 978 0 19 439427 7

Student Book with CD-ROM:

ISBN : 978 0 19 439434 5

Student Book as pack component:

ISBN : 978 0 19 439441 3

CD-ROM as pack component:

ISBN : 978 0 19 439559 5

Printed in Hong Kong.

10 9 8 7 6 5 4 3

**ACKNOWLEDGMENTS**

Illustrators: COVER: Zina Saunders, Janet Skiles; INTERIOR: Zina Saunders: 2, 10,  
20, 28, 29, 38, 46, 56; Bob Berry: 4, 12, 14, 22, 24, 30, 32, 40, 42, 48, 50, 58, 60, 64,  
66, 68; Kevin Brown: 4, 26, 36, 54, 58, 61, 67, 72; Mircea Catusano: 3, 11, 25, 39;  
The Chickos: 6, 17; Sarah Dillard: 29, 44, 73; Ruth Flanigan: 8, 16, 30, 43, 50, 54,  
57, 61, 68; Patrick Girouard: 6, 13, 35, 42, 48, 58, 68; Sharon Harmer: 22, 30, 36,  
37, 65, 70; Steve Henry: 21, 24, 32, 39, 43, 47, 71; Anthony Lewis: 12, 18, 33, 40, 44,  
51, 67, 72; Eric Martin: 15, 19, 23, 37, 42, 55, 59, 73; Gustavo Mazali: 7, 16, 18, 34,  
53, 60, 66, 72; Deborah Melmon: 5, 9, 23, 36, 45, 50, 57, 62; Christine Schneider:  
14, 21, 31, 41, 47, 52, 55, 65; Mike Wesley: 4, 8, 18, 24, 27, 34, 41, 49, 54, 63, 69, 72;  
Janet Skiles: 18, 36, 54; Jim Talbot: 2, 4, 5, 6, 7, 8, 9, 10, 12, 13, 14, 15, 16, 17, 20, 22,  
24, 25, 26, 27, 28, 30, 32, 33, 34, 35, 38, 40, 42, 44, 45, 46, 48, 50, 51, 52, 53, 56, 58,  
60, 62, 63

Photo Credits: Alamy: Topix, 35(boy in uniform); Corbis: Kay Nietfeld/epa, 71,  
Robert Landau, 23(beach); Getty: Photos alyson, 19(kids on laptops); Imagine:  
Bananastock, 53, 55(kids at school), Comstock, 37(kids at school), 63(group of kids),  
Imagedj, 9, Medioimages, 27; Jupiter: Pan America 19(school house); Superstock:  
age fotostock, 63(backyard), George Hunter, 73(Green Gables House, Lighthouse),  
Ingram Publishing 55(Irish music)

# Table of Contents

<b>Unit 1</b> At School	page 2
<b>Unit 2</b> Places	page 10
Units 1–2 Listen and Review	page 18
Let's Read About Tony	page 19
<b>Unit 3</b> My Home	page 20
<b>Unit 4</b> Clothing	page 28
Units 3–4 Listen and Review	page 36
Let's Read About Megan	page 37
<b>Unit 5</b> Transportation	page 38
<b>Unit 6</b> Activities	page 46
Units 5–6 Listen and Review	page 54
Let's Read About Kevin	page 55
<b>Unit 7</b> Occupations	page 56
<b>Unit 8</b> Sports	page 64
Units 7–8 Listen and Review	page 72
Let's Read About Melissa	page 73
Syllabus	page 74
Teacher and Student Card List	page 77
Word List	page 78



## Let's Start



## Let's Build



## Let's Learn



## Units Review



## Let's Learn More



## Let's Read About









## Let's Start

### A. Let's talk.

CD 1  
02



CD 1  
03

Do you want some?

Sure.  
Yes.



## B. Practice the words and sentences.

CD 1  
04

1. popcorn



2. candy



3. peanuts



4. crackers



CD 1  
05



CD 1  
06



I have some **popcorn**.  
I don't have any **crackers**.

## C. Let's sing.

CD 1  
07




### No Popcorn

I have some candy,  
I have some grapes,  
But I don't have any popcorn.  
No popcorn, no popcorn,  
I don't have any popcorn!

Do you want some grapes?  
I have some, but I don't have  
any popcorn.

Do you want some peanuts?  
I have some peanuts, but I  
don't have any popcorn.

No popcorn, no popcorn,  
I don't have any popcorn.  
I want some popcorn, yes, I do.  
I love popcorn!  
I do, too!







# Let's Learn


What does he have?



He has some chalk.

## A. Practice the words.

CD 1  
08



1. chalk




2. tape



3. paint



4. scissors



5. glue



6. paper



7. string



8. ribbon


## B. Practice the sentences.

CD 1  
09

CD 1  
10

He | has some **paper**.  
She |

He | doesn't have any **glue**.  
She |





# C. Practice the question and answer.

CD 1  
11

CD 1  
12

What does he have?  
she

He has some string.  
She



# D. Ask and answer.

CD 1  
13

CD 1  
14



Does he have any glue?  
she

Yes, he does. No, he doesn't.  
she she





What do they have?

They have some magnets.



## Let's Learn More

### A. Practice the words.

CD 1  
15



1. magnets



2. calculators



3. scissors



4. colored pencils



5. rubber bands



6. push pins



7. paint brushes



8. staplers

### B. Practice the sentences.

CD 1  
16

CD 1  
17

They have some **magnets**.  
They don't have any **paint brushes**.





## C. Practice the question and answer.

CD 1  
18

CD 1  
19

What do they have?

They have some **rubber bands**.



## D. Ask and answer.

CD 1  
20

CD 1  
21



Do they have any **calculators**?

Yes, they do.

No, they don't.





# Let's Build

## A. Make sentences.

CD 1  
22

He wants some **cookies**.

She

He doesn't want any **crackers**.

She

1.



ice cream



cake

2.



pizza



stew

3.



cookies



crackers

4.



peanuts



potato chips

## B. Ask your partner.

CD 1  
23

Do you want some **cookies**?  
Yes, please!  
No, thank you.





# Let's Read

## A. Read.

CD 1  
24

Emma has a new CD. She doesn't have a CD player.



Anna has a CD player.



They can share the CD player and the CD.



## B. Answer the questions.

CD 1  
25

1. What does Emma have?
2. Whose CD player is it?
3. What can they share?



share





## Let's Start

### A. Let's talk.

CD 1  
26











CD 1  
27

Thanks for your help.  
You're welcome.

# B. Practice the words. Ask and answer.

CD 1  
28

 1. music room	 2. science room	 3. gym	 4. classroom
 5. art room	 6. lunchroom	 7. office	 8. library



across from



between



next to

CD 1  
29

CD 1  
30

Where's the **lunchroom**?  
 It's across from the **science room**.  
 It's between the **art room** and the **office**.  
 It's next to the **art room**.

# C. Let's sing.

CD 1  
31



## Where's the Classroom?

Where's the classroom?  
 It's next to the gym.  
 Where's the classroom?  
 It's next to the gym.  
 Where's the gym?  
 It's next to the classroom.  
 Where's the classroom?  
 It's next to the gym.

Where's the music room?  
 It's across from the art room.  
 Where's the art room?  
 It's across from the music room.  
 Where's the lunchroom?  
 It's between the art room and the office.  
 Where's the office?  
 It's across from the gym.







# Let's Learn

Where was he?



He was in the pool.



## A. Practice the words.

CD 1  
32

this morning



1. in the pool



2. on the stairs



3. in the  
computer lab



4. in the  
hallway

now



5. in the  
auditorium



6. in the  
nurse's office



7. in the  
restroom



8. on the  
playground

## B. Practice the sentences.

CD 1  
33

CD 1  
34

He was **in the pool** this morning.

She

He is **in the auditorium** now.

She



## C. Practice the questions and answers.

CD 1  
35

CD 1  
36


Where was he this morning?  
she

He was in the pool.  
She


Where is he now?  
she

He is in the hallway.  
She is

this morning/8:00 a.m.



now/1:00 p.m.



## D. Ask and answer.

CD 1  
37



CD 1  
38

Was he in the pool this morning?  
she

Yes, he was.  
she

No, he wasn't.  
she

Is he in the pool now?  
she

Yes, he is.  
she

No, he isn't.  
she



Where were they?

They were at the bakery.



## Let's Learn More



### A. Practice the words.

CD 1  
39



1. at the bakery



2. at the clinic



3. at the factory



4. at the repair shop



5. at the bookstore



6. at the airport



7. at the train station



8. at the bus stop

### B. Practice the sentence.

CD 1  
40



CD 1  
41

They were **at the airport** yesterday.



## C. Practice the questions and answers.

CD 1  
42

CD 1  
43

Where were they yesterday?


They were **at the bakery**.

Where are they now?

They're **at the factory**.

yesterday

now



## D. Ask and answer.

CD 1  
44



CD 1  
45

Were they **at the clinic** yesterday?

Yes, they were.  
No, they weren't.

Are they **at the clinic** now?

Yes, they are.  
No, they aren't.





# Let's Build

## A. Make sentences.

CD 1  
46

It was **sunny** yesterday.  
It's **rainy** today.


sunny      windy  
cloudy      snowy  
rainy



## B. Ask and answer.

CD 1  
47

How was the weather yesterday?  
It was **windy**.  
How's the weather today?  
It's **sunny**.





# Let's Read


## A. Read.

CD 1  
48

This is now a black and orange butterfly.



It was a caterpillar.



This is now a big green frog.



It was a little tadpole.



## B. Answer the questions.

CD 1  
49

1. What was the butterfly?
2. What was the frog?
3. Is the tadpole a frog now?
4. Was the butterfly a caterpillar?





# Units 1-2 Listen and Review

## A. Listen and circle.

CD 1  
50

1.



a

b

c

2.



a

b

c

## B. Listen and circle.

CD 1  
51

1.

was

is



2.


was

is



## C. Listen and number.

CD 1  
52





# Let's Read About

# Tony


CD 1  
53



My name is Tony. I live in the United States. I go to a small school. There are twelve students. Every student has a laptop computer. We study English, science, and geography online.



**New Words**  
laptop computer  
online  
geography



## What about you?

Where do you live?

How many students are in your classroom?

Do you have a computer in your classroom?

Do you study online?

CD 1  
54









## Let's Start

### A. Let's talk.

CD 1  
55



CD 1  
56

She lives in that apartment building.  
Really? So do I.



## B. Practice the words and sentences.

CD 1  
57



CD 1  
58

CD 1  
59

He lives on the **third** floor.  
She

## C. Let's sing.

CD 1  
60



### Where Does He Live?

Where does he live?

On the first floor.

He lives on the first floor.

Where does she live?

On the second floor.

She lives on the second floor.

Where does he live?

On the first floor.

He lives on the first floor.

On the second floor?

No, no, no.

He lives on the first floor.







Is there a kitchen  
in his house?

## Let's Learn



Yes, there is.



### A. Practice the words.

CD 1  
61



### B. Practice the sentences.

CD 1  
62

CD 1  
63

There is a **basement** in my house.  
There are **three bedrooms** in my house.



## C. Practice the questions and answers.

CD 1  
64

CD 1  
65

Is there a **living room** in his house?  
her

Yes, there is.  
No, there isn't.



## D. Say these.

CD 1  
66







# Let's Learn More

Where's the snowboard?

It's in the bedroom.




## A. Practice the words.

CD 1  
67




1. a skateboard




2. a scooter



3. a unicycle



4. a sled



5. skis



6. a snowboard



7. in-line skates



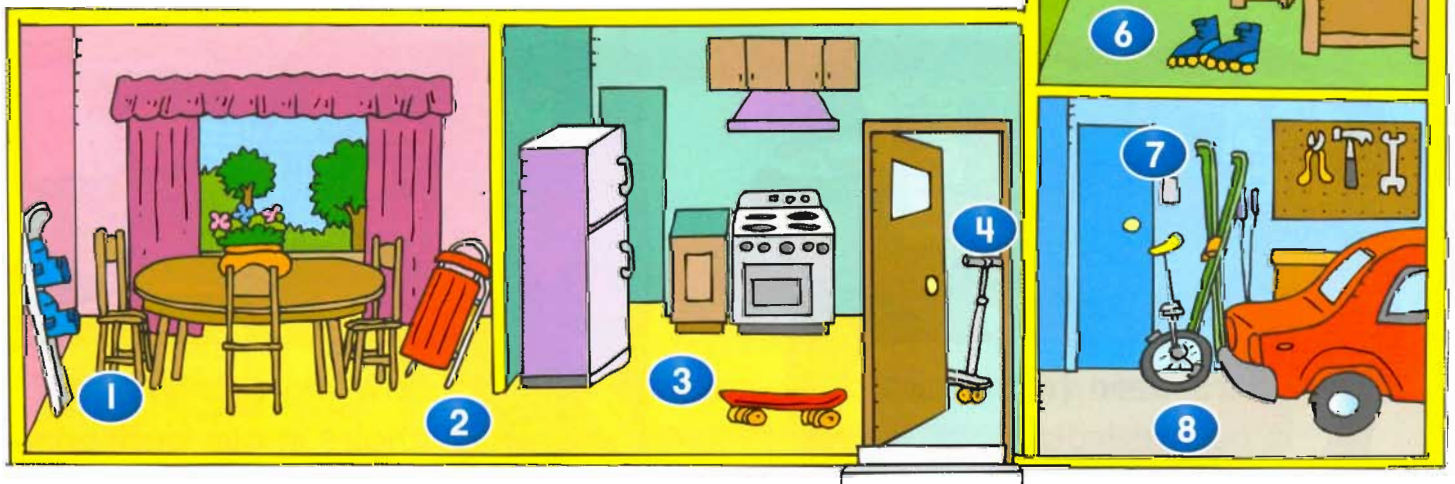
8. ice skates

## B. Practice the sentences.

CD 1  
68

CD 1  
69

The **scooter** is in the entryway.  
The **skis** are in the garage.




## C. Practice the questions and answers.

CD 1  
70

CD 1  
71

Where is the **scooter**?  
It's in the garage.

Where are the **ice skates**?  
They're in the kitchen.



## D. Ask and answer.

CD 1  
72



CD 1  
73

Is the **unicycle** in the kitchen?

Yes, it is.

No, it isn't.

Are the **in-line skates** in the living room?

Yes, they are.

No, they aren't.





# Let's Build

## A. Make sentences.

CD 1  
74

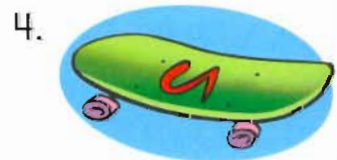
The books **were** under the desk.  
**Now** they're on the bookshelf.

in	next to
on	between
under	

Yesterday



Today



## B. Ask and answer.

CD 1  
75



Where **were** the books?  
They **were** under the desk.

Where **are** they **now**?  
They're on the bookshelf.





# Let's Read


## A. Read.

CD 1  
76

Brett has a lot of pets in his house.



His lizards are in his bedroom. His birds are in the living room.



Brett walks his dogs every day after school. He really likes animals.



## B. Answer the questions.

CD 1  
77

1. What does Brett like?
2. Where are his lizards?
3. What does Brett do after school?





## Let's Start

### A. Let's talk.

CD 2  
02



We want these hats, please.



CD 2  
03

Is this one the same?  
Yes, it's the same.  
No, it's different.



## B. Practice the words. Ask and answer.

CD 2  
04

1. striped



2. polka dot



3. plaid



4. checked



CD 2  
05



CD 2  
06



Which hat do you like?

I like the **striped** one.

## C. Let's chant.

CD 2  
07



### Red Plaid Hat

Which hat do you like?

I like the striped one.

Which one do you like?

I don't know.

What about this one?

It's OK, but oh! Look at that!

Look at that red plaid hat! Wow!

Look at that red plaid hat!

Look at that red plaid hat!

Which hat do you like?

I like the green one.

Which one do you like?

I don't know.



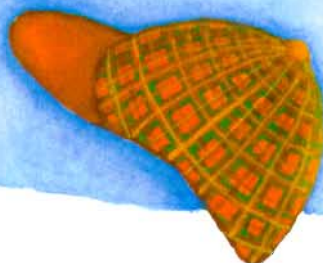
What about this one?

It's OK, but oh! Look at that!

Look at that polka dot hat! Wow!

Look at that pink polka dot hat!

Look at that polka dot hat!







What's he wearing?

# Let's Learn



He's wearing a shirt.



## A. Practice the words.

CD 2  
08



1. a blouse



2. a skirt



3. a dress



4. a shirt



5. pants



6. shorts



7. shoes



8. socks

## B. Practice the sentences.

CD 2  
09



CD 2  
10

He's wearing a shirt.

She's

He's not wearing shorts.

She's

[www.irlanguage.com](http://www.irlanguage.com)

**IR**  
Language

مرجع آموزش زبان ایرانیان

1.



2.



3.



4.



## C. Practice the questions and answers.

CD 2  
11

CD 2  
12

What is he wearing?

He's wearing **shorts**.

she

She's

What are they wearing?

They're wearing **shirts**.



## D. Say these.

CD 2  
13

1. They're wearing the same shirts.



2. They're wearing different skirts.







Whose shoes are these?

They're Jimmy's shoes.



## Let's Learn More

### A. Practice the words.

CD 2  
14



1. a t-shirt



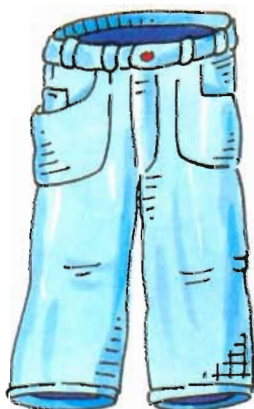
2. a jacket



3. a sweater




4. a sweatshirt



5. jeans



6. pajamas



7. slippers



8. boots

### B. Practice the sentences.

CD 2  
15

CD 2  
16

This is my **sweatshirt**.  
These are my **jeans**.

## C. Practice the questions and answers.

CD 2

17




CD 2

18

Whose **sweatshirt** is this?  
It's Amy's **sweatshirt**.

Whose **pajamas** are these?  
They're Jimmy's **pajamas**.

Jimmy's = his  
Amy's = her



## D. Ask and answer.

CD 2

19



CD 2

20

Is this his **sweatshirt**?

Yes, it is.

No, it isn't.

Are these her **jeans**?

Yes, they are.

No, they aren't.





# Let's Build

## A. Say these.

CD 2  
21

1. He's wearing a sweatshirt.



2. He's wearing a blue sweatshirt.



3. He's wearing a big, old, blue sweatshirt.



## B. Make sentences.

CD 2  
22

He's | wearing a little, new, yellow t-shirt.  
She's |





# Let's Read

## A. Read.

CD 2  
23

Matt wears a uniform to school every day.



After school, he wears the same t-shirt and shorts.



He wears different pajamas every night. Tonight he is wearing his new green and purple ones.



## B. Answer the questions.

CD 2  
24

1. What does Matt wear to school every day?
2. Does he wear different t-shirts and shorts after school?
3. What does he wear at night?






# Units 3-4 Listen and Review

## A. Listen and circle.

CD 2  
25



## B. Listen and number.

CD 2  
26





# Let's Read About

## Megan

CD 2  
27



My name is Megan. I live in New Zealand.  
My brother and I go to the same school.  
Our summer vacation is in December and  
January. We like to go to the beach.



New Words  
beach  
summer vacation



### What about you?

Where do you live?

Is your summer vacation in  
December and January?

Do you like to go to the beach?

CD 2  
28






# Unit 5 Transportation



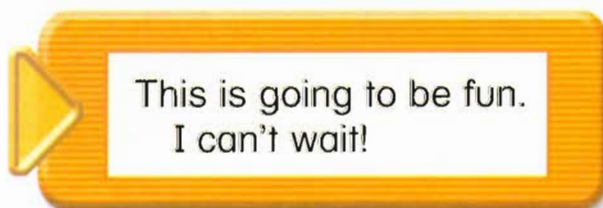
## Let's Start

### A. Let's talk.

CD 2  
29



CD 2  
30






## B. Practice the words. Ask and answer.

CD 2  
31

1. train/5:30 p.m.      2. bus/11:45 a.m.      3. plane/8:20 p.m.      4. boat/10:05 a.m.



CD 2  
32



CD 2  
33

What time does the train leave?  
It leaves at 5:30 p.m.

## C. Let's sing.

CD 2  
34



### What Time Does the Train Leave?

What time does the train leave?

It leaves at ten p.m.

Ten in the evening, ten in the evening.

The train leaves at ten p.m.

What time does the plane leave?

It leaves at five-thirty a.m.

Five-thirty in the morning.


It leaves at five-thirty a.m.

What time does the bus leave?

It leaves at eight-thirty a.m.

Eight-thirty in the morning.

It leaves at eight-thirty a.m.







Does he ever take a train to school?



Yes, he does.



## Let's Learn

### A. Practice the words.

CD 2  
35



1. take a bus



2. take a train



3. take a taxi



4. take a subway



5. ride a bicycle



6. walk

### B. Practice the sentences.

always = 100%

M ☒ T ☒ W ☒ Th ☒ F ☒

never = 0%

M ☐ T ☐ W ☐ Th ☐ F ☐

CD 2  
36

CD 2  
37

I always **take a bus** to school.  
I never **ride a bicycle** to school.



## C. Practice the questions and answers.


CD 2  
38

CD 2  
39

Does he ever **walk** to school?  
she


Yes, he does.  
she

No, he doesn't.  
she



## D. Say these.

CD 2  
40







# Let's Learn More

Does he ever fly an airplane at work?



Yes, he does.

## A. Practice the words.

CD 2  
41



1. drive a police car



2. drive a fire engine



3. drive a truck



4. drive a car



5. drive a tractor



6. ride a motorcycle



7. fly an airplane



8. fly a helicopter

## B. Practice the sentences.

usually = 80%

M ☒ T ☒ W ☒ Th ☒ F ☐

sometimes = 40%

M ☒ T ☒ W ☐ Th ☐ F ☐

CD 2  
42

CD 2  
43


He usually flies an airplane at work.

She

He sometimes flies a helicopter at work.

She

drive → drives  
ride → rides  
fly → flies

















## C. Practice the questions and answers.

CD 2  
44

CD 2  
45

Does he ever drive a fire engine at work?  
 she

Yes, he usually drives a fire engine at work.  
 she sometimes


	40%	80%
1. 		
2. 		
3. 		
4. 		

## D. Say these.

CD 2  
46

1. He usually takes a train to work.  
 Sometimes he drives a car.

2. She usually rides a motorcycle to work.  
 Sometimes she takes a taxi.







# Let's Build


## A. Make sentences.

CD 2  
47

He	always	plays baseball at the park.
She		
They		play baseball at the park.

always = 100%  
usually = 80%  
sometimes = 40%  
never = 0%

1. play baseball/  
the park




2. talk on the telephone/  
school



3. do homework/  
the kitchen




4. sing a song/  
the zoo



5. speak English/  
home



6. watch TV/  
the library



## B. Let's chant.

CD 2  
48



## He Always Plays Baseball in the Bathroom

He always plays baseball in the bathroom.  
He usually does his homework at the zoo.  
Sometimes he sings on the telephone.  
But he never, never sings to you.

She always plays soccer in the kitchen.  
She usually does her homework in a tree.  
Sometimes she dances with her elephant.  
But she never, never dances with me.







# Let's Read

## A. Read.

CD 2  
49

Officer Smith always goes to work at night. He usually flies a helicopter.



He sometimes eats pizza at work.  
He never drinks milk.

Officer Smith comes home in the morning. He always takes a bath and goes to bed.



## B. Answer the questions.

CD 2  
50

1. When does Officer Smith go to work?
2. What does he eat at work?
3. Does he go to bed at night?





## Let's Start

### A. Let's talk.

CD 2  
51



CD 2  
52

Have fun!  
Thanks. See you later.



## B. Practice the words. Ask and answer.

CD 2  
53

1. a concert



2. a movie



3. an amusement park



4. a water park



CD 2  
54

CD 2  
55

Where are you going?  
I'm going to a concert.

## C. Let's chant.

CD 2  
56



### Where Are You Going?

Where are you going?  
I'm going to a movie.  
How about you?  
Are you going to the zoo?  
No, I'm not.  
I don't like the zoo.  
I'm going to a movie.  
I am, too!

Are you going to a concert?  
No, I'm not.  
Are you going to the park?  
No, I'm not.  
Are you going to the library?  
No, I'm not.  
I'm going to a movie.  
I am, too!







# Let's Learn

What do you do on the weekend?



I usually play with friends.



## A. Practice the words.

CD 2  
57



1. go to a pet store



2. go bowling



3. go shopping



4. watch movies



5. play with friends



6. clean my room



7. sleep late



8. stay home

## B. Practice the sentences.

CD 2  
58

CD 2  
59

I always  
usually  
sometimes  
never clean my room on the weekend.

always = 100%  
usually = 80%  
sometimes = 40%  
never = 0%



## C. Practice the questions and answers.

CD 2  
60

CD 2  
61

What does he do on the weekend?  
she

He	always	goes bowling.
She	usually	
	sometimes	
	never	

go → goes  
watch → watches

1.





2.



3.



4.



## D. What about you?

CD 2  
62

1. What do you always do on the weekend?
2. What do you do usually do on Saturdays?
3. What do you sometimes do on Sundays?
4. Do you ever sleep late on Mondays?



When does he read e-mail?

He usually reads e-mail before school.



# Let's Learn More



## A. Practice the words.

CD 2  
63



1. play tennis



2. read e-mail



3. do gymnastics



4. study English



5. do homework



6. practice karate

## B. Practice the sentences.

CD 2  
64

CD 2  
65



I	always	play tennis	before	school.
	usually		after	
	sometimes			
	never			



## C. Practice the questions and answers.

CD 2  
66

CD 2  
67

When does he do gymnastics?

she

do gymnastics?

He always

does gymnastics

before

school.

She usually

after

sometimes

never

play → plays  
read → reads  
do → does  
study → studies  
practice → practices

### before school

1.



80%

3.



40%

5.



40%

7.



0%



### after school

2.



100%

4.



0%

6.



80%

8.



100%

## D. Ask and answer.

CD 2  
68

CD 2  
69

Does he ever practice karate before after school?

Yes, he does.  
No, he doesn't.





# Let's Build

## A. Practice the sentences.

CD 2  
70

He | **always** studies English on Saturdays.  
She |  
They **usually** play tennis in the afternoon.

always = 100%  
usually = 80%  
sometimes = 40%  
never = 0%



1. on Saturdays



2. in the afternoon



3. on Sundays



4. in the evening



5. in the morning



6. at night

## B. Ask and answer.

CD 2  
71



When does | he | study English?  
                  | she |

He | studies English on Saturdays.  
She |

When do they do homework?

They do homework in the morning.



# Let's Read


## A. Read.

CD 2  
72

Julie is a busy girl. She leaves her house every morning at 6:00 a.m.



Before school, she goes to swim practice.



After school, she studies English.



On Sundays, she's free. Usually she stays home.




## B. Answer the questions.

CD 2  
73

1. When does Julie leave her house?
2. What does she do before school?
3. When is she free?

Saturday	
9 a.m.	swim practice
10 a.m.	math class $\begin{array}{r} +2 \\ +2 \\ \hline 4 \end{array}$
11 a.m.	soccer practice
12 p.m.	
1 p.m.	movies
2 p.m.	
3 p.m.	homework
busy	



swim practice

Sunday	
9 a.m.	
10 a.m.	
11 a.m.	
12 p.m.	
1 p.m.	
2 p.m.	
3 p.m.	
free	





# Units 5-6 Listen and Review

CD 2  
74

## A. Listen and circle.



a

b

c



a

b

c



a

b

c



a

b

c



a

b

c



a

b

c



a

b



a

b



# Let's Read About

## Kevin

CD 2  
75




My name is Kevin. I live in Ireland. My family likes music. My father plays the accordion. My mother plays the harp. I play the fiddle. My sister dances. We practice every day.



### New Words

accordion  
harp  
fiddle




### What about you?

CD 2  
76

Do you like music?

Do you ever practice after school or on the weekend?

Can you play a fiddle?





# Unit 7 Occupations



## Let's Start


### A. Let's talk.

CD 3  
02

What does your father do?



My mother's an office worker.



CD 3  
03

What does an office worker do?  
I'm not sure.



## B. Practice the words. Ask and answer.

CD 3  
04

1. a pilot

2. a zookeeper

3. an astronomer

4. a baseball player



CD 3  
05

CD 3  
06

What does your father do?  
mother

He's a pilot.  
She's

## C. Let's sing.

CD 3  
07



### What Does Your Father Do?

What does your father do?

He's a pilot.

What does your brother do?

He's an office worker.

What does your mother do?

She's an astronomer.

What does an office worker do?

I'm not sure.







# Let's Learn

What's his job?



He's a photographer.



## A. Practice the words.

CD 3  
08



1. a veterinarian



2. a mechanic



3. a salesclerk



4. a factory worker



5. a photographer



6. a fisherman

## B. Practice the sentence.

CD 3  
09



CD 3  
10



He's | a veterinarian.  
She's |



## C. Practice the question and answer.

CD 3  
11

CD 3  
12

What's his job? He's a veterinarian.  
her She's





What does a fisherman do?

A fisherman catches fish.



# Let's Learn More



## A. Practice the words.

CD 3  
13




1. help animals



2. fix cars



3. sell things



4. make things



5. take pictures



6. catch fish

## B. Practice the sentence.

CD 3  
14

CD 3  
15

A photographer **takes pictures**.

help	→	helps
fix	→	fixes
sell	→	sells
make	→	makes
take	→	takes
catch	→	catches




## C. Practice the question and answer.

CD 3  
16

CD 3  
17

What does a salesclerk do?  
A salesclerk **sells things**.



## D. Say these.

CD 3  
18

1. A mechanic fixes cars in a garage.



2. A salesclerk sells things in a store.







# Let's Build

CD 3  
19


## A. Play a game. What's my job?

I work in a store. I sell things. What's my job?

I wear a uniform. I drive a police car. What's my job?

You're a salesclerk!

You're a police officer!







# Let's Read


## A. Read.

CD 3  
20

Maya is an animal photographer. She takes pictures of animals every day.




She never takes pictures of people. She usually takes pictures outside, in parks and zoos.



people

Here she is taking a picture of a lion. Be careful, Maya!



outside

## B. Answer the questions.

CD 3  
21

1. What does Maya do?
2. Does she ever work outside?
3. Is she taking a picture of a tree?





## Let's Start

### A. Let's talk.

CD 3  
22



CD 3  
23


Which sport do you like more?  
I like soccer more.




## B. Practice the words. Ask and answer.

CD 3  
24

1. football



2. track



3. basketball



4. volleyball



CD 3  
25



CD 3  
26

Which sports do you like?  
I like **football** and **volleyball**.

## C. Let's sing.

CD 3  
27



### I Like Sports

Football, volleyball,  
Football, basketball,  
Football, baseball,  
Track.

Tennis, soccer,  
Do you like sports?  
Yes, I do.  
I do, too.

Which do you like more,  
football or soccer?  
Which do you like more,  
football or soccer?  
I like soccer more.  
What about you?

I like soccer more, too.





# Let's Learn

Is he fast?



Yes, he is.



## A. Practice the words.

CD 3  
28



1. small




2. big




3. light



4. heavy



5. weak



6. strong



7. slow



8. fast

## B. Practice the sentences.

CD 3  
29

CD 3  
30

He was small.  
She

Now he's big.  
she's



## C. Practice the questions and answers.

CD 3  
31

CD 3  
32

Is he big?

Yes, he is.

No, he isn't.

she

she

she

Was he small?

Yes, he was.

No, he wasn't.

she


she

she


1.



2.



3.



4.



## D. Say these.

CD 3  
33

1. They were slow.



2. Now they're fast.







# Let's Learn More

Who is faster?



The runner is faster.



## A. Practice the words.

CD 3  
34



1. a swimmer



2. a baseball player



3. a volleyball player



4. a runner



5. a gymnast




6. a football player

## B. Practice the sentences.

CD 3  
35

CD 3  
36



The **swimmer** is bigger than the **gymnast**.  
The **gymnast** is smaller than the **swimmer**.



1. bigger/smaller

2. stronger/weaker

3. heavier/lighter





## C. Practice the question and answer.

CD 3

37



CD 3

38

Who is **stronger**?

The volleyball player is **stronger**.

1. strong

2. weak

3. heavy

4. light

5. big

6. small



big ———> bigger  
strong ———> stronger

small ———> smaller  
heavy ———> heavier

weak ———> weaker  
light ———> lighter

## D. Ask and answer.

CD 3

39



CD 3

40

Is the volleyball player **stronger**?

Yes, he is.  
she

Is the swimmer **stronger**?

No, he isn't.  
she





# Let's Build

## A. Make sentences.

CD 3  
41

The car is **smaller** than the truck.  
The truck is **bigger** than the car.

1. a car



a truck



small/big

2. a bear



a giraffe



short/tall

3. a calculator



a TV



light/heavy

4. a skateboard



a bicycle



slow/fast

5. a flower



a tree



young/old

6. a tiger



a cat



strong/weak

## B. Ask and answer.

CD 3  
42

Which one is **bigger**, the car or the truck?  
The truck is **bigger** than the car.







# Let's Read

## A. Read.

CD 3  
43

Jim is a skier. He likes skiing and jumping.

He was short and weak. Now he is tall and strong. He is faster, too.



Someday, Jim is going to be in the Winter Games.



## B. Answer the questions.

CD 3  
44

1. What does Jim like to do?
2. Is he weak?
3. Is Jim going to be in the Winter Games?





# Units 7-8 Listen and Review

## A. Listen and number.

CD 3  
45



## B. Listen and circle.

CD 3  
46

1.



a



b



c

2.



a



b



c

3.



a



b

4.



a



b

5.

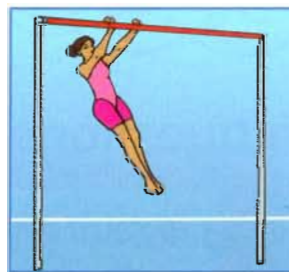


a



b

6.



a



b



# Let's Read About

Melissa


CD 3  
47



My name is Melissa. I live in Canada.  
My mother is a tour guide. She helps  
tourists. Sometimes I help my mother.  
I like to help tourists, too.

## New Words

tourists



## What about you?

Do you want to go to Canada?  
Do you ever help your mother  
and father?

Do you ever help tourists?

CD 3  
48



[www.irlanguage.com](http://www.irlanguage.com)

**IR**  
Language  
مرجع آموزش زبان ایرانیان





# Let's Go 3 Syllabus

Unit 1 At School			
<b>Let's Start</b> Do you want some? Sure. Yes. <i>Offering items with some or any</i>  I have some popcorn. I don't have any crackers. <i>Talking about possessions with some or any</i>	<b>Let's Learn</b> He/She has some paper. He/She doesn't have any glue.  What does he/she have? He/She has some string.  Does he/she have any glue? Yes, he/she does. No, he/she doesn't. <i>Asking and talking about possessions with some or any (singular)</i>	<b>Let's Learn More</b> They have some magnets. They don't have any paint brushes.  What do they have? They have some rubber bands.  Do they have any calculators? Yes, they do. No, they don't. <i>Asking and talking about possessions with some or any (plural)</i>	<b>Let's Build</b> He/She wants some cookies. He/She doesn't want any crackers.  Do you want some cookies? Yes, please. No, thank you. <i>Asking and talking about wants with some or any</i>  <b>Let's Read</b> Emma has a new CD
Unit 2 Places			
<b>Let's Start</b> Thanks for your help. You're welcome. <i>Giving and receiving</i>  Where's the art room? It's across from the office. <i>Describing locations</i>	<b>Let's Learn</b> Where was she this morning? She was in the pool this morning. Was she in the hallway this morning? Yes, she was. / No, she wasn't.  Where is she now? She's on the stairs now. Is she in the hallway now? Yes, she is. / No, she isn't. <i>Asking and talking about past and current locations (singular)</i>	<b>Let's Learn More</b> Where were they yesterday? They were at the bakery. Where are they now? They are at the bus stop.  Were they at the clinic yesterday? Yes, they were. / No, they weren't. Are they at the clinic now? Yes, they are. / No, they aren't. <i>Asking and talking about past and current locations (plural)</i>	<b>Let's Build</b> It was sunny yesterday. It's rainy today.  How was the weather yesterday? It was sunny. How is the weather today? It's windy. <i>Describing past and current weather</i>  <b>Let's Read</b> Butterflies and frogs
Units 1-2 Listen and Review		Let's Read About Tony	
Unit 3 My Home			
<b>Let's Start</b> Where does she live? She lives in that apartment building. Really? So do I! <i>Asking where someone lives and expressing agreement</i>  <i>Expressing ordinal numbers (First-Tenth)</i>	<b>Let's Learn</b> There is a basement in my house. There are two bedrooms in my house. <i>Asking about rooms of a house</i>  There were two chairs in our bedroom. Now, there aren't any chairs in our bedroom. <i>Clarifying past and current possessions in a location</i>	<b>Let's Learn More</b> The scooter is in the entryway. The skis are in the garage.  Where is the scooter? It's in the garage. Where are the ice skates? They're in the bedroom.  Is the unicycle in the kitchen? Yes, it is. / No, it isn't. Are the in-line skates in the living room? Yes, they are. / No, they aren't. <i>Clarifying location of objects</i>	<b>Let's Build</b> The books were under the desk. Now they're on the bookshelf.  Where were the books? They were under the desk. Where are they now? They're on the bookshelf. <i>Asking about past location of items</i>  <b>Let's Read</b> Brett's pets



## Unit 4 Clothing

### Let's Start

Is this one the same?  
Yes. It's the same.  
No. It's different.

Identifying similarities  
and differences  
(singular)

Which hat do you like?  
I like the striped one.

Expressing a  
preference among  
choices

### Let's Learn

He's/She's wearing a shirt.  
He's/She's not wearing shorts.

What is he/she wearing?  
He's/She's wearing shorts.

What are they wearing?  
They're wearing shirts.

Describing clothing

They're wearing the same  
shirts.

They're wearing different skirts.  
Identifying similarities and  
differences (plural)

### Let's Learn More

This is my sweatshirt.  
These are my jeans.

Whose sweatshirt is this?  
It's Amy's sweatshirt.  
Whose pajamas are these?  
They're Amy's pajamas.

Is this his/her sweatshirt?  
Yes, it is. / No, it isn't.

Are these his/her jeans?  
Yes, they are.

No, they aren't.

Clarifying possession  
(singular and plural)

### Let's Build

He's/She's wearing a big,  
old, blue sweatshirt.

He's/She's wearing a little,  
new, orange t-shirt.

Describing clothing

### Let's Read

Matt's clothing

## Units 3–4 Listen and Review

## Let's Read About Megan

## Unit 5 Transportation

### Let's Start

This is going to be fun.  
I can't wait.

Expressing anticipation

What time does the  
train leave?  
It leaves at 5:30 p.m.

Asking and telling  
about transportation  
schedules

### Let's Learn

I always take a bus to school.  
I never ride a bicycle to school.

Does he/she ever walk to  
school?

Yes, he/she does.  
No, he/she doesn't.

We always walk to school.  
We never ride our bicycles.  
They always take a bus to  
school. They never take a taxi.

Asking about and describing  
daily routine

### Let's Learn More

He/She usually flies an airplane  
at work.

He/She sometimes flies a  
helicopter at work.

Does he/she ever drive a fire  
engine at work?  
Yes, he/she usually/sometimes  
drives a fire engine at work.

He usually takes a train to work.  
Sometimes he drives a car.

Asking about and  
describing daily routine

### Let's Build

He/She always plays  
baseball at the park.  
They always play baseball  
at the park.

Describing daily routine

### Let's Read

Officer Smith

## Unit 6 Activities

### Let's Start

Have fun.  
Thanks. See you later.  
Expressions when  
leaving others

Where are you going?  
I'm going to a concert.

Asking where  
someone is going

### Let's Learn

I always / usually / sometimes/  
never clean my room on the  
weekend.

What does he/she do on the  
weekend?

He/She always / usually /  
sometimes / never goes  
bowling.

What about you?

What do you usually do on the  
weekend?

Asking about and describing  
weekend activities

### Let's Learn More

When does he/she do  
gymnastics?  
He/She always / usually /  
sometimes/ never does  
gymnastics before/after school.

Does he ever practice karate  
before/after school?

Yes, he does. No, he doesn't.

Asking about and describing  
weekday activities

### Let's Build

He/She always studies  
English on Saturdays.  
They usually play tennis  
in the afternoon.

When does he study  
English? He studies English  
on Saturdays.

Asking about and describing  
regular activities

### Let's Read

Julie is a busy girl



# Let's Go 3 Syllabus

Units 5–6 Listen and Review		Let's Read About Kevin	
Unit 7 Occupations			
<b>Let's Start</b> What does an office worker do? I'm not sure. <i>Asking about occupations</i> <i>Expressing uncertainty</i>  What does your father/ mother do? He's/She's a pilot. <i>Asking about and identifying occupations</i>	<b>Let's Learn</b> He's/She's a veterinarian.  What's his/her job? He's/She's a veterinarian. <i>Asking about and identifying occupations</i>	<b>Let's Learn More</b> What does a salesclerk do? A salesclerk sells things. <i>Asking about and describing an occupation</i>  A mechanic fixes cars in a garage. <i>Asking about and identifying places of work</i>	<b>Let's Build</b> I work in a store. I sell things. What's my job? <i>Identifying an occupation from a description</i>  <b>Let's Read</b> Maya takes pictures of animals
Unit 8 Sports			
<b>Let's Start</b> Which sports do you like? I like football and soccer. <i>Asking and talking about likes</i>  Which sport do you like more? I like soccer more. <i>Comparing likes</i>	<b>Let's Learn</b> He/She was small. Now he's/ she's big.  Is he big? Yes, he is. / No, she isn't. Was he small? Yes, he was. / No, he wasn't.  They were slow. Now they're fast. <i>Describing people's current and past physical characteristics (singular and plural)</i>	<b>Let's Learn More</b> The swimmer is bigger than the gymnast.  Who is stronger? The volleyball player is stronger.  Is the volleyball player stronger? Yes, he/she is. No, he/she isn't. <i>Comparing people</i>	<b>Let's Build</b> The car is smaller than the truck.  Which one is bigger, the car or the truck? The truck is bigger than the car. <i>Comparing objects</i>  <b>Let's Read</b> Jim the skier
Units 7–8 Listen and Review		Let's Read About Melissa	



# Teacher and Student Card List Let's Go 3

1 popcorn	50 third	99 take a bus	148 help animals
2 candy	51 fourth	100 take a train	149 fix cars
3 peanuts	52 fifth	101 take a taxi	150 sell things
4 crackers	53 sixth	102 take a subway	151 make things
5 chalk	54 seventh	103 ride a bicycle	152 take pictures
6 tape	55 eighth	104 walk	153 catch fish
7 paint	56 ninth	105 always	154 football
8 scissors	57 tenth	106 never	155 track
9 glue	58 a bedroom	107 usually	156 basketball
10 paper	59 a bathroom	108 sometimes	157 volleyball
11 string	60 a kitchen	109 drive a police car	158 small
12 ribbon	61 a living room	110 drive a fire engine	159 big
13 magnets	62 a dining room	111 drive a truck	160 light
14 calculators	63 a garage	112 drive a car	161 heavy
15 scissors	64 a basement	113 drive a tractor	162 weak
16 colored pencils	65 an entryway	114 ride a motorcycle	163 strong
17 rubber bands	66 a skateboard	115 fly an airplane	164 slow
18 push pins	67 a scooter	116 fly a helicopter	165 fast
19 paint brushes	68 a unicycle	117 a concert	166 a swimmer
20 staplers	69 a sled	118 a movie	167 a baseball player
21 music room	70 skis	119 an amusement park	168 a volleyball player
22 science room	71 a snowboard	120 a water park	169 a runner
23 gym	72 in-line skates	121 go to a pet store	170 a gymnast
24 classroom	73 ice skates	122 go bowling	171 a football player
25 art room	74 hat	123 go shopping	
26 lunchroom	75 striped	124 watch movies	
27 office	76 polka dot	125 play with friends	
28 library	77 plaid	126 clean my room	
29 across from	78 checked	127 sleep late	
30 between	79 a blouse	128 stay home	
31 next to	80 a skirt	129 play tennis	
32 in the pool	81 a dress	130 read e-mail	
33 on the stairs	82 a shirt	131 do gymnastics	
34 in the computer lab	83 pants	132 study English	
35 on the playground	84 shorts	133 do homework	
36 in the auditorium	85 shoes	134 practice karate	
37 in the hallway	86 socks	135 before school	
38 in the restroom	87 a t-shirt	136 after school	
39 in the nurse's office	88 a jacket	137 an office worker	
40 at the bakery	89 a sweater	138 a pilot	
41 at the clinic	90 a sweatshirt	139 a zookeeper	
42 at the factory	91 jeans	140 an astronomer	
43 at the repair shop	92 pajamas	141 a baseball player	
44 at the bookstore	93 slippers	142 a veterinarian	
45 at the airport	94 boots	143 a mechanic	
46 at the train station	95 train	144 a salesclerk	
47 at the bus stop	96 bus	145 a factory worker	
48 first	97 plane	146 a photographer	
49 second	98 boat	147 a fisherman	



# Word List

## A

a 9  
an 56  
about 28  
accordion 55  
across from 11  
after 27  
afternoon 52  
airport 14  
always 40  
a.m. 13  
amusement park 47  
and 9  
animals 27  
any 2  
apartment 20  
are 15  
aren't 23  
art room 11  
astronomer 57  
at 14  
auditorium 12

## B

bakery 14  
baseball 44  
baseball player 57  
basement 22  
basketball 65  
bathing suit 38  
bathroom 22  
be 38  
beach 37  
bed 45  
bedroom 22  
before 50  
between 11  
big 17  
bigger 68  
birds 27  
black 17  
blue 34  
blouse 30  
boat 39  
book 26  
bookshelf 26  
bookstore 14  
boots 32  
brother 37  
building 20  
bus stop 14  
busy 53  
but 3  
butterfly 17

## C

cake 8  
calculators 6  
can 9

Canada 73

can't 38  
candy 3  
careful 63  
catch 60  
catch fish 60  
caterpillar 17  
CD 9  
CD player 9  
chair 23  
chalk 4  
checked 29  
chips 2  
classroom 11  
clean my room 48  
clinic 14  
cloudy 16  
colored pencils 6  
come 10  
computer 19  
computer lab 12  
concert 47  
cookies 8  
crackers 3

## D

dances 44  
day 35  
December 37  
different 28  
dining room 22  
dress 30  
drive a car 42  
drive a fire engine 42  
drive a police car 42  
drive a tractor 42  
drive a truck 42  
do 2  
do gymnastics 50  
do homework 44  
does 4  
dogs 27  
don't 2  
drinks 45

## E

eats 45  
eighth 21  
elephant 44  
English 19  
entryway 22  
evening 39  
ever 41  
every 19  
excuse 10

## F

factory 14  
factory worker 58  
family 55  
fast 66  
faster 71  
father 55  
feed 62  
fiddle 55  
fifth 20  
first 21  
fisherman 58  
fix 60  
fix cars 60  
fixes 60  
flies 42  
floor 20  
fly a helicopter 42  
fly an airplane 42  
football 64  
football player 68  
for 10  
fourth 21  
free 53  
frog 17  
fun 38

## G

garage 22  
geography 19  
girl 53  
glue 4  
go 19  
go bowling 48  
go shopping 48  
go to a pet store 48  
goes 49  
goes to bed 45  
going 10  
grapes 2  
grandmother's 20  
green 17  
gym 10  
gymnast 68

## H

hallway 12  
harp 55  
hat 28  
have 2  
has 8  
he 4  
heavy 66  
heavier 68  
help 10  
help animals 60

her 23  
here 10  
his 23  
home 45  
house 20  
how 16  
how many 19

## I

I 2  
ice cream 8  
ice skates 24  
I'm 10  
in 12  
in-line skates 24  
Ireland 55  
is 12  
isn't 13  
it 9  
it's 16

## J

jacket 32  
January 37  
jeans 32  
job 58

## K

kitchen 22  
know 29

## L

laptop 19  
later 46  
leave 38  
leaves 38  
library 11  
light 66  
lighter 68  
likes 27  
little 17  
live 19  
living room 22  
lizards 27  
look 29  
lot 27  
love 3  
lunchroom 11

## M

magnets 6  
make 60  
make things 60  
me 10  
mechanic 58  
milk 45  
Mondays 49  
more 64  
morning 12  
mother 55

movie 47  
music 55  
music room 11  
my 19

## N

name 19  
never 40  
new 9  
New Zealand 37  
next to 10  
night 35  
ninth 21  
no 2  
now 10  
nurse's office 12

## O

office 10  
office worker 56  
oh 2  
OK 29  
old 34  
on 12  
one 28  
online 19  
orange 17  
our 23  
outside 63

## P

paint 4  
paint brushes 6  
pajamas 32  
pants 30  
paper 4  
park 44  
peanuts 3  
people 63  
pets 27  
photographer 58  
pilot 56  
pizza 8  
plaid 29  
plane 39  
play 51  
play baseball 44  
play with friends 48  
play tennis 50  
playground 12  
please 2  
p.m. 13  
police car 62  
police officer 62  
polka dot 29  
pool 12  
popcorn 3  
potato chips 2  
practice 51  
practice karate 50  
purple 35  
push pins 6

## R

rainy 16  
read 51  
read e-mail 50  
really 2  
red 28  
repair shop 14  
restroom 12  
ribbon 4  
ride a bicycle 40  
ride a motorcycle 42  
rubber bands 6  
runner 68

## S

salesclerk 58  
same 28  
Saturdays 49  
school 19  
science 19  
science room 11  
scissors 4  
scooter 24  
second 20  
see 46  
sell 60  
seventh 21  
sixth 21  
share 9  
she 4  
shirt 30  
shoes 30  
short 70  
shorts 30  
sing a song 44  
sister 55  
skateboard 24  
skier 71  
skiing 71  
skirt 30  
skis 24  
sled 24  
sleep late 48  
slippers 32  
slow 66  
small 19  
smaller 68  
snowboard 24  
snowy 16  
so 20  
soccer 44  
socks 30  
some 2  
someday 71  
sometimes 42  
speak English 44  
sports 64  
stairs 12  
staplers 6

stay home 48

stew 8  
string 4  
striped 29  
store 61  
strong 66  
stronger 68  
students 19  
study 19  
studies 51  
study English 50  
summer 37  
Sundays 49  
sunny 16  
sure 2  
sweater 32  
sweatshirt 32  
swim practice 53  
swimmer 68

## T

tadpole 17  
take 60  
take a bus 40  
take a subway 40  
take a taxi 40  
take a train 40  
take pictures 60  
takes a bath 45  
talk on the telephone 44  
tall 70  
tape 4  
tennis 65  
tenth 21  
thanks 2  
thank you 8  
that 20  
the 9  
there 10  
these 28  
they 6  
they're 15  
things 60  
think 2  
third 21  
this 12  
time 38  
to 10  
today 16  
tonight 35  
too 3  
tour guide 73  
tourists 73  
track 65  
train 38  
train station 14  
tree 44  
t-shirt 32  
twelve 19  
two 22

## U

under 26  
uniform 35  
United States 19  
usually 42

## V

vacation 37  
veterinarian 58  
volleyball 65  
volleyball player 68

## W

wait 38  
walk 40  
walks 27  
want 2  
was 12  
wasn't 13  
watch 49  
watch movies 48  
watch TV 44  
watches 49  
water park 47  
we 19  
weak 66  
weaker 68  
wearing 30  
wear 35  
weather 16  
weekend 48  
welcome 10  
were 14  
what 5  
where 20  
where's 10  
which 28  
who 69  
whose 9  
windy 16  
Winter Games 71  
with 10  
work 42  
wow 29

## Y

yes 2  
yesterday 14  
you 2  
young 70  
your 10

## Z

zoo 44  
zookeeper 57




THIRD EDITION

**Major New Edition**  
of our best-selling  
children's course!



## Bigger, Brighter, Better Than Ever!

- ★ More vocabulary and language to help students communicate in English
- ★ More review to recycle and recombine language
- ★ New songs, chants, and activities
- ★ A fresh, new look with bright warmth and fun that everyone loves!



- Student Book
- Student Book with CD-ROM
- Audio CD
- Workbook
- Skills Book with Audio CD
- Teacher's Book
- Teacher Cards and Student Cards
- Readers
- Tests and Quizzes
- Phonics Books

Check online at  
[www.oup.com/elt/letsgo](http://www.oup.com/elt/letsgo)  
for additional materials and fun!

To order Oxford University Press publications,  
please see our latest catalog or contact your  
local Oxford office or sales representative.

OXFORD  
UNIVERSITY PRESS

[www.oup.com](http://www.oup.com)

[www.iranlanguage.com](http://www.iranlanguage.com)  
**IR**  
Language  
مرجع آموزش زبان ایرانیان

ISBN 978 0 19 439427 7



9 780194 394277

